

# Uses of Materials

## Materials

Materials are what things are made from. There are many everyday materials.



baked clay



fabric



glass



metal



paper



plastic



rock



wood

## Properties

A property is a quality that a material has. Properties include:

- absorbent
- not absorbent
- opaque
- transparent
- bendy
- not bendy
- rough
- smooth
- hard
- soft
- stretchy
- not stretchy
- strong
- not strong
- waterproof
- not waterproof


Materials can have several properties. For example, wood is hard, strong, opaque and absorbent.

## Properties and their uses

Objects are made from materials with suitable properties.



absorbent sponge



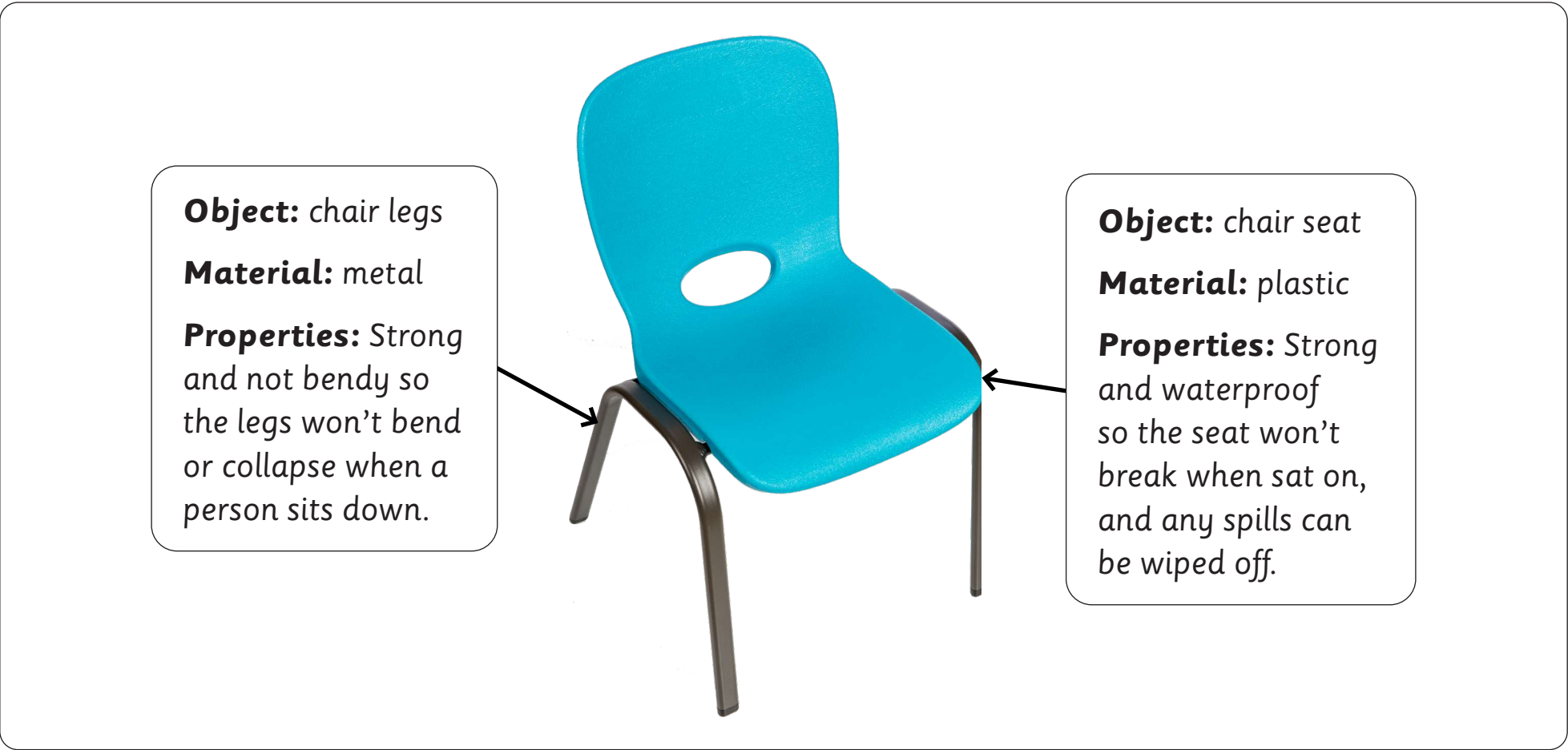
soft fabric



stretchy rubber band



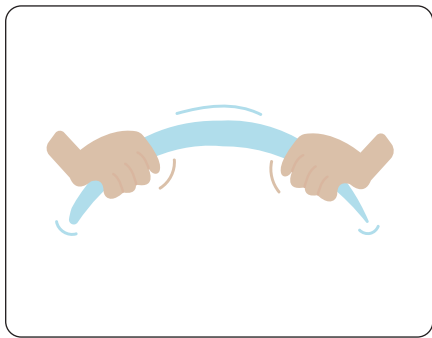
transparent vase



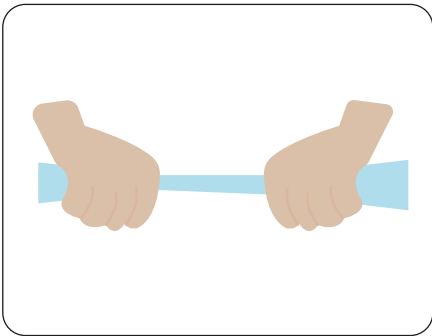


# Shaping materials

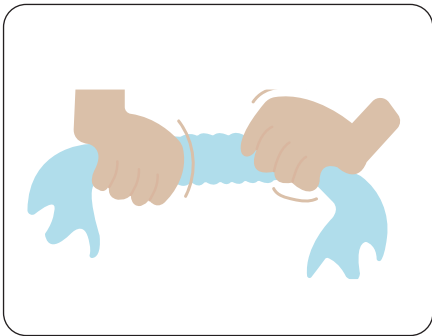
Materials can be shaped by bending, stretching, twisting and squashing.



bending



stretching



twisting



squashing



# Recycling

Recycling means turning old products into new ones. This makes less waste and uses fewer of the Earth’s natural resources.

This is a table of materials that can be recycled.

Material	Products	Examples
cardboard	packaging	
glass	bottles and jars	
metal	tins, cans and foil trays	
paper	newspapers and magazines	
plastic	bottles, pots and trays	

# Reduce, reuse and recycle

There are three ways we can save the Earth’s natural resources.

**Reduce** the number of objects we buy and the amount of packaging we use.

**Reuse** items like carrier bags and envelopes.

**Recycle** as much waste as possible.



# Glossary

**absorbent** An absorbent material easily soaks up liquid.

**opaque** An opaque material stops light from travelling through it, so you cannot see through it.

**transparent** A transparent material allows you to see through it.

**waterproof** A waterproof material does not let water pass through it.

